

Process to Deposit the Application Fee Online

1. Go to <https://www.onlinesbi.com/> -> State Bank Collect
OR_
<https://www.onlinesbi.sbi/sbicollect/icollecthome.htm>



PERSONAL BANKING [Login](#) [Login Lite](#)

Our internet banking portal provides personal banking services that gives you complete control over all your banking demands online.

Features

- Interested in our INB facility?
- Get online life insurance cover of Rs.1 Crore for Rs.18 per day. [Click here.](#)
- Forex Outward Remittance Scheme **NEW**
- IMPS in now on Mobile OnlineSBI
- State Bank Virtual Card
- SBI-InstaPay / SBI-QxiPay

CORPORATE BANKING [Login](#)

Corporate Banking application provides features to administer and manage non personal accounts online.


Features

- Collect Fee Online - State Bank Collect
- User management at your fingertips
- Easy synchronization with Corporate ERP System
- Bulk file upload facility for payments
- Pay Direct, Indirect, State Govt Taxes & EPF Payments online
- Provision for highly customized MIS

OTHER SERVICES

- Reprint Branch Remittance Form **NEW**
- Merchant Acquiring Business - POS **NEW**
- Govt. of Rajasthan e-GRAS
- Genuine Applications !
- SBI e-File !
- Complaints
- Online Shopping
- Foreign Travel/EZ-Pay/Gift Cards
- Mobile Banking Services
- NRI Services
- OnlineSBI Global
- SBI Express Remit
- e-DFS/e-VFS
- SBI F.A.S.T.
- Secure Card Transactions

2. Read the Disclaimer Clause and Proceed



DISCLAIMER CLAUSE

डिस्क्लेमर कर्नाज़ हिंदी में देखने हेतु [क्लिक](#) करें.

[Click here](#) to view the disclaimer clause in Hindi.

Terms Used:

- ▶ **Corporate Customer:** Firm/Company/Institution (FCA) collecting payment from their beneficiaries.
- ▶ **User:** The beneficiary making a payment to FCA for the services/goods availed.
- ▶ Bank shall not be responsible, in any way, for the quality or merchantability of any product/merchandise or any of the services related thereto, whatsoever, offered to the User by the Corporate Customer. Any disputes regarding the same or delivery of the Service or otherwise will be settled between Corporate Customer and the User and Bank shall not be a party to any such dispute. Any request for refund by the User on any grounds whatsoever should be taken up directly with the Corporate Customer and the Bank will not be concerned with such a request.
- ▶ Bank takes no responsibility in respect of the services provided and User shall not be entitled to make any claim against the Bank for deficiency in the services provided by the Corporate Customer.
- ▶ The User shall not publish, display, upload or transmit any information prohibited under Rule 3(2) of the Information Technology (Intermediaries guidelines) Rules, 2011.
- ▶ In case of non-compliance of the terms and conditions of usage by the User, the Bank has the right to immediately terminate the access or usage rights of the User to the computer resource of the Bank and remove the non-compliant information.

I have read and accepted the terms and conditions stated above.
(Click Check Box to proceed for payment.)

[Proceed](#)

3. Select the State of the Corporate/Institution -> [Odisha]

The screenshot shows the SBI State Bank Collect website interface. At the top, there is the SBI logo and the text 'State Bank Collect'. Below this, there is a navigation bar with 'State Bank Collect' and 'State Bank Mops'. The main content area has a header 'State Bank Collect' and a timestamp '06-Jun-2019 [01:37 PM IST]'. The primary instruction is 'Select State and Type of Corporate / Institution'. There are two dropdown menus: 'State of Corporate / Institution *' and 'Type of Corporate / Institution *'. The first dropdown is open, showing a list of Indian states with 'Odisha' selected. A 'Go' button is visible to the right of the dropdowns. Below the dropdowns, there is a red box with instructions: 'Mandatory fields are marked with an asterisk (*)' and 'State Bank Collect is a unique service for paying charities and/or any other corporates/institutions who maintain their accounts with the Bank.' At the bottom, there is a footer with '© State Bank of India' and links for 'Privacy Statement', 'Disclosure', and 'Terms of Use'.

4. Select the Type of Corporate/Institution -> [Educational Institution] and Click on Go Button to move to the next step.

The screenshot shows the SBI State Bank Collect website interface, similar to the previous one. The 'State of Corporate / Institution *' dropdown is now set to 'Odisha'. The 'Type of Corporate / Institution *' dropdown is open, showing a list of institution types with 'Educational Institutions' selected. A 'Go' button is visible to the right of the dropdowns. Below the dropdowns, there is a red box with instructions: 'Mandatory fields are marked with an asterisk (*)' and 'State Bank Collect is a unique service for paying charities and/or any other corporates/institutions who maintain their accounts with the Bank.' At the bottom, there is a footer with '© State Bank of India' and links for 'Privacy Statement', 'Disclosure', and 'Terms of Use'.

5. Select Educational Institutions Name -> [Sambalpur University P.G. Council] and Click on Submit Button to move to the next step.

The screenshot shows the SBI State Bank Collect interface. At the top, there is the SBI logo and 'State Bank Collect' text. Below that, a navigation bar shows 'State Bank Collect' and 'State Bank Mops'. A breadcrumb trail reads 'State Bank Collect / State Bank Collect' with an 'Exit' button. The main heading is 'State Bank Collect' followed by 'Select from Educational Institutions'. A form field labeled 'Educational Institutions Name *' has a dropdown menu open. The dropdown options are: 'Sambalpur University', 'DDCE SAMBALPUR UNIVERSITY', 'SAMBALPUR UNIVERSITY', 'SAMBALPUR UNIVERSITY INSTITUTE OF INFORMATION TECH', and 'SAMBALPUR UNIVERSITY P.G COUNCIL'. A red banner below the dropdown states 'Mandatory fields are marked with an asterisk (*)'. The footer includes '© State Bank of India', 'Privacy Statement', 'Disclosure', and 'Terms of Use'.

6. Select Payment For ->

Please select Your Course and Click on Go Button to move to the next step.


The screenshot shows the SBI State Bank Collect interface for the payment step. At the top, there is the SBI logo and 'State Bank Collect' text. Below that, a navigation bar shows 'State Bank Collect' and 'State Bank Mops'. A breadcrumb trail reads 'State Bank Collect / State Bank Collect' with an 'Exit' button. The main heading is 'State Bank Collect' followed by the date '11-Nov-2020 [01:24 PM IST]'. A banner for 'SAMBALPUR UNIVERSITY P.G COUNCIL' is displayed with the address 'AT/PO- JYOTI VIHAR , BURLA , , SAMBALPUR-768019'. Below this, the section 'Provide details of payment' contains a form field labeled 'Select Payment Category *' with a dropdown menu open. The dropdown options are: 'Ph.D. Application Fee'. A red banner below the dropdown contains instructions: 'Mandatory fields are marked with an asterisk (*)', 'The payment structure document if available will...', and 'Date specified(if any) should be in the format of...'. The footer includes '© State Bank of India', 'Privacy Statement', 'Disclosure', and 'Terms of Use'.

7. Provide the Required Details and submit the form (All * marked fields are mandatory) and Click on Submit Button to move to the next step.

State Bank Collect - State Bank Mops

State Bank Collect / State Bank Collect Exit

State Bank Collect 11-Nov-2020 [01:25 PM IST]



SAMBALPUR UNIVERSITY P.G COUNCIL
AT/PO- JYOTI VIHAR , BURLA , SAMBALPUR-768019

Provide details of payment

Select Payment Category *

Name of the Candidate *

Name of Father *

Address Line-1(Without comma) *

Address Line-2(Without comma)

District *

State *

Pin Code *

Mobile No. *

Application No. *

Subject *


Cost of form and processing fee * Fixed:Rs.2000

Remarks

- Please submit a copy of the e-Receipt along with hard copy of the application to the Chairman, P.G. Council.
- Processing fee, once deposited would not be refunded

Please enter your Name, Date of Birth (For Personal Banking) / Incorporation (For Corporate Banking) & Mobile Number.
This is required to reprint your e-receipt / remittance(PAP) form, if the need arises.

Name *

Date Of Birth / Incorporation * 

Mobile Number *


Email Id

Enter the text as shown in the image *

- Mandatory fields are marked with an asterisk (*)
- The payment structure document if available will contain detailed instructions about the online payment process.
- Date specified(if any) should be in the format of 'ddmmyyyy'. Eg., 02082008
- For Amount fields, only numbers are allowed and for free text fields (mandatory), following special characters are allowed: . / @ - _ &

© State Bank of India Privacy Statement | Disclosure | Terms of Use


8. After submission of form this review form will appear with all your filled data. Verify the details and **confirm** this transaction. If required **cancel** the form and resubmit the form.

State Bank Collect

State Bank Collect ▾ State Bank Mops

State Bank Collect / State Bank Collect Exit

State Bank Collect 11-Nov-2020 [01:32 PM IST]



SAMBALPUR UNIVERSITY P.G COUNCIL
AT/PO- JYOTI VIHAR , BURLA , , SAMBALPUR-768019

Verify details and confirm this transaction

Category	Ph.D. Application Fee
Name of the Candidate	Suraj Kumar
Name of Father	Hemant Kumar
Address Line-1(Without comma)	11
Address Line-2(Without comma)	Bapuji Nagar
District	Khurdha
State	Odisha
Pin Code	752020
Mobile No.	9439852325
Application No.	123456789
Subject	Physics
Cost of form and processing fee	2000
Total Amount	INR 2,000.00
Remarks	

■ Please ensure that you are making the payment to the correct payee.

Confirm Cancel

© State Bank of India Privacy Statement | Disclosure | Terms of Use

9. All the payment modes are having respective bank charges. Choose your convenient option for online payment and proceed to make payment.

STATE BANK COLLECT MULTI OPTION PAYMENT SYSTEM

Net Banking

 State Bank of India Bank Charges: Rs 11.8 CLICK HERE	 Other Banks Internet Banking Bank Charges: Rs 17.7 CLICK HERE
---	--

Card Payments

This payment mode is not available between 23:30 hours IST and 00:30 hours IST

 Rupay Card Bank Charges: Rs 0.0 CLICK HERE	 Credit Cards Bank Charges: Rs 23.6 CLICK HERE	 Prepaid Card Bank Charges: -- NOT ENABLED
---	--	--

Other Payments Modes

UPI is not available between 22:30 hours IST and 23:30 hours IST

 UPI Bank Charges: -- NOT ENABLED	 NEFT/RTGS Bank Charges: -- NOT ENABLED	 SBI Branch Bank Charges: Rs 59.0 CLICK HERE
---	---	--

© State Bank of India Site best viewed in IE 10 +, Mozilla 30 +, Google Chrome 30 +

After making the payment you will receive a 10 digit alphanumeric Reference No.. Please keep the same and go back to <http://eadmission.suniv.ac.in> to start online application submission process. Provide this Reference No. wherever it is asked for SB Collect Ref. No..