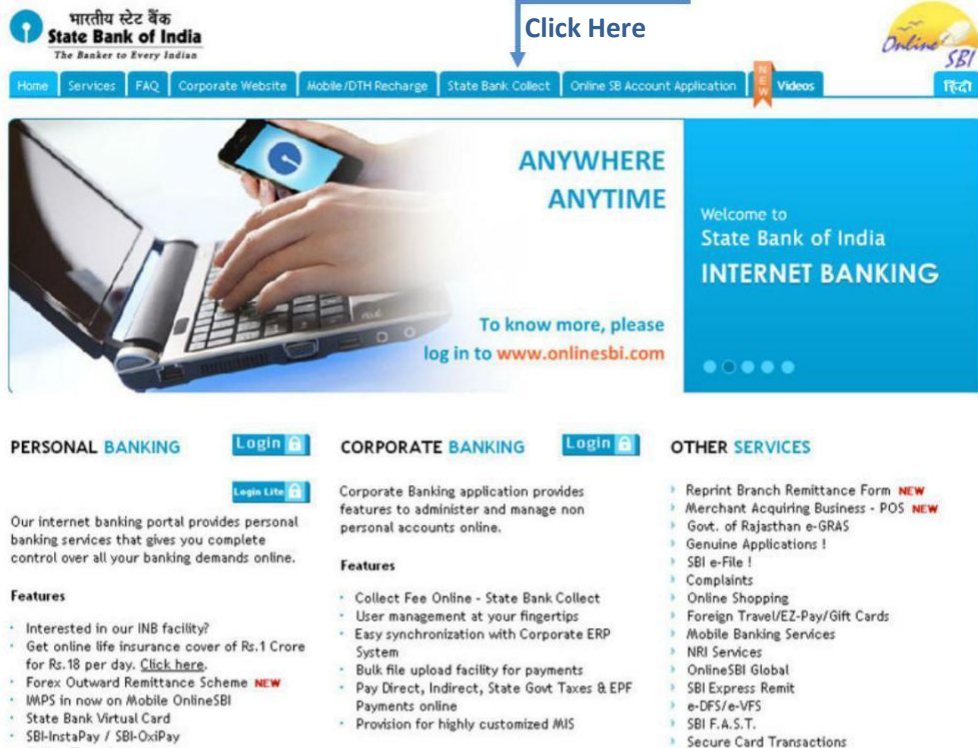


Process to Deposit the Application Fee Online

1. Go to <https://www.onlinesbi.com/> -> State Bank Collect
OR
<https://www.onlinesbi.com/prelogin/icollecthome.htm>



Click Here

Welcome to
State Bank of India
INTERNET BANKING

To know more, please
log in to www.onlinesbi.com

PERSONAL BANKING [Login](#)

Our internet banking portal provides personal banking services that gives you complete control over all your banking demands online.

Features

- Interested in our INB facility?
- Get online life insurance cover of Rs.1 Crore for Rs.18 per day. [Click here.](#)
- Forex Outward Remittance Scheme **NEW**
- WAPS in now on Mobile OnlineSBI
- State Bank Virtual Card
- SBI-InstaPay / SBI-OxiPay

CORPORATE BANKING [Login](#)

Corporate Banking application provides features to administer and manage non personal accounts online.

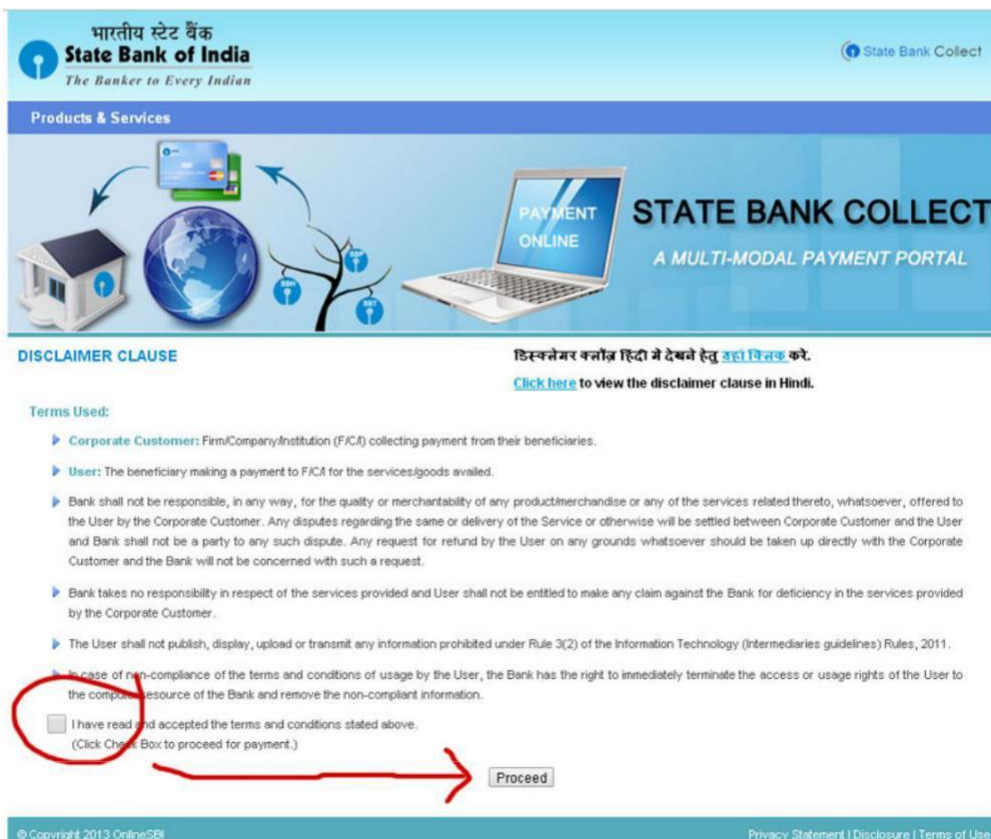
Features

- Collect Fee Online - State Bank Collect
- User management at your fingertips
- Easy synchronization with Corporate ERP System
- Bulk file upload facility for payments
- Pay Direct, Indirect, State Govt Taxes & EPF Payments online
- Provision for highly customized MIS

OTHER SERVICES

- Reprint Branch Remittance Form **NEW**
- Merchant Acquiring Business - POS **NEW**
- Govt. of Rajasthan e-GRAS
- Genuine Applications !
- SBI e-File !
- Complaints
- Online Shopping
- Foreign Travel/EZ-Pay/Gift Cards
- Mobile Banking Services
- NRI Services
- OnlineSBI Global
- SBI Express Remit
- e-DFS/e-VFS
- SBI F.A.S.T.
- Secure Card Transactions

2. Read the Disclaimer Clause and Proceed



State Bank of India
The Banker to Every Indian

State Bank Collect

Products & Services

STATE BANK COLLECT
A MULTI-MODAL PAYMENT PORTAL

DISCLAIMER CLAUSE

डिस्क्लेमर कर्ना हिंदी में देखने हेतु [क्लिक करें](#).
[Click here to view the disclaimer clause in Hindi.](#)

Terms Used:

- ▶ **Corporate Customer:** Firm/Company/Institution (FCA) collecting payment from their beneficiaries.
- ▶ **User:** The beneficiary making a payment to FCA for the services/goods availed.
- ▶ Bank shall not be responsible, in any way, for the quality or merchantability of any product/merchandise or any of the services related thereto, whatsoever, offered to the User by the Corporate Customer. Any disputes regarding the same or delivery of the Service or otherwise will be settled between Corporate Customer and the User and Bank shall not be a party to any such dispute. Any request for refund by the User on any grounds whatsoever should be taken up directly with the Corporate Customer and the Bank will not be concerned with such a request.
- ▶ Bank takes no responsibility in respect of the services provided and User shall not be entitled to make any claim against the Bank for deficiency in the services provided by the Corporate Customer.
- ▶ The User shall not publish, display, upload or transmit any information prohibited under Rule 3(2) of the Information Technology (Intermediaries guidelines) Rules, 2011.
- ▶ In case of non-compliance of the terms and conditions of usage by the User, the Bank has the right to immediately terminate the access or usage rights of the User to the computer resource of the Bank and remove the non-compliant information.

☐ I have read and accepted the terms and conditions stated above.
(Click Check Box to proceed for payment.)

[Proceed](#)

© Copyright 2013 OnlineSBI Privacy Statement | Disclosure | Terms of Use

3. Select the State of the Corporate/Institution -> [Odisha]

The screenshot shows the SBI State Bank Collect web form. The header includes the SBI logo and 'State Bank Collect'. Below the header, there are navigation links for 'State Bank Collect' and 'State Bank Mops'. The main heading is 'State Bank Collect', and the date is '06-Jun-2019 [01:37 PM IST]'. The form title is 'Select State and Type of Corporate / Institution'. The 'State of Corporate / Institution *' dropdown menu is open, showing a list of Indian states and territories. 'Odisha' is highlighted in blue. The 'Type of Corporate / Institution *' dropdown menu is also open, showing a list of institution types. A 'Go' button is visible to the right of the dropdowns. A red banner at the bottom of the form states: 'Mandatory fields are marked with an asterisk (*)' and 'State Bank Collect is a unique service for paying charities and/or any other corporates/institutions who maintain their accounts with the Bank.' The footer includes '© State Bank of India' and links for 'Privacy Statement', 'Disclosure', and 'Terms of Use'.

4. Select the Type of Corporate/Institution -> [Educational Institution] and Click on Go Button to move to the next step.

The screenshot shows the SBI State Bank Collect web form after selecting 'Odisha' as the state. The 'State of Corporate / Institution *' dropdown menu is now closed and shows 'Odisha'. The 'Type of Corporate / Institution *' dropdown menu is open, showing a list of institution types. 'Educational Institutions' is highlighted in blue. A 'Go' button is visible to the right of the dropdowns. A red banner at the bottom of the form states: 'Mandatory fields are marked with an asterisk (*)' and 'State Bank Collect is a unique service for paying charities and/or any other corporates/institutions who maintain their accounts with the Bank.' The footer includes '© State Bank of India' and links for 'Privacy Statement', 'Disclosure', and 'Terms of Use'.

5. Select Educational Institutions Name -> [Sambalpur University P.G. Council] and Click on Submit Button to move to the next step.



The screenshot shows the SBI State Bank Collect portal. The header includes the SBI logo and 'State Bank Collect'. The breadcrumb trail is 'State Bank Collect / State Bank Collect'. The main heading is 'State Bank Collect'. Below it, the text 'Select from Educational Institutions' is displayed. The 'Educational Institutions Name *' dropdown menu is open, showing the following options: 'Sambalpur University', 'DDCE SAMBALPUR UNIVERSITY', 'SAMBALPUR UNIVERSITY', 'SAMBALPUR UNIVERSITY INSTITUTE OF INFORMATION TECH', and 'SAMBALPUR UNIVERSITY P.G COUNCIL'. The footer includes '© State Bank of India', 'Privacy Statement', 'Disclosure', and 'Terms of Use'.

6. Select Payment For ->


Please select Your Course and Click on Go Button to move to the next step.

The screenshot shows the SBI State Bank Collect portal. The header includes the SBI logo and 'State Bank Collect'. The breadcrumb trail is 'State Bank Collect / State Bank Collect'. The main heading is 'State Bank Collect'. Below it, the text 'Provide details of payment' is displayed. The 'Select Payment Category *' dropdown menu is open, showing the following options: 'Admission Fee for P.G. Courses', 'Application Fee for P.G. Course 2020-21', 'M.Phil. Admission 2020-21', and 'Re-admission fees for P.G. 3rd /5th Sem 2020-21'. The footer includes '© State Bank of India', 'Privacy Statement', 'Disclosure', and 'Terms of Use'.


7. Provide the Required Details and submit the form (All * marked fields are mandatory) and Click on Submit Button to move to the next step.



State Bank Collect ▾ State Bank Mops

State Bank Collect / State Bank Collect 

State Bank Collect



SAMBALPUR UNIVERSITY P.G COUNCIL
AT/PO- JYOTI VIHAR , BURLA , SAMBALPUR-768019

Provide details of payment

Select Payment Category *

M.Phil. Admission 2019-20 ▾

Name of the Candidate *

Name of Father *

Address (Do not use comma) *

Address (Do not use comma)

District *

State *

Pin Code *

Subject Applied *

--Select Subject Applied-- ▾

Cost of form and processing fee *

500


Fixed:Rs.500

Remarks

- Please submit a copy of the e-Receipt along with hard copy of the application to the HOD of the respective P.G. Department.
- Processing fee once deposited, would not be refunded.

Please enter your Name, Date of Birth (For Personal Banking) / Incorporation (For Corporate Banking) & Mobile Number.
This is required to reprint your e-receipt / remittance(PAP) form, if the need arises.

Name *

Date Of Birth / Incorporation *

Mobile Number *

Email Id

Enter the text as shown in the image *


90C44

SubmitResetBack

- Mandatory fields are marked with an asterisk (*)
- The payment structure document if available will contain detailed instructions about the online payment process.
- Date specified(if any) should be in the format of 'ddmmyyy'. Eg., 02082008

© State Bank of IndiaPrivacy Statement | Disclosure | Terms of Use


8. After submission of form this review form will appear with all your filled data. Verify the details and **confirm** this transaction. If required **cancel** the form and resubmit the form.

State Bank Collect

State Bank Collect ▾State Bank Mops

State Bank Collect / State Bank Collect [Exit](#)

State Bank Collect



SAMBALPUR UNIVERSITY P.G COUNCIL
AT/PO- JYOTI VIHAR , BURLA , , SAMBALPUR-768019

Verify details and confirm this transaction

Category	M.Phil. Admission 2019-20
Name of the Candidate	SANJAY KUMAR SWAIN
Name of Father	SANJAY KUMAR SWAIN
Address (Do not use comma)	VIM-472
Address (Do not use comma)	BHUBAESWAR
District	Khurda
State	ODISHA
Pin Code	750121
Subject Applied	Business Administration
Cost of form and processing fee	500
Total Amount	INR 500.00
Remarks	

Please ensure that you are making the payment to the correct payee.

[Confirm](#)[Cancel](#)


© State Bank of India [Privacy Statement](#) | [Disclosure](#) | [Terms of Use](#)


9. All the payment modes are having respective bank charges. Choose your convenient option for online payment and proceed to make payment.

State Bank **MOPS**
Multi Option Payment System

State Bank Collect


Net Banking



State Bank of India
Bank Charges: Rs 11.8
[Click Here](#)



Other Banks Internet Banking
Bank Charges: Rs 17.7
[Click Here](#)

Card Payments


This payment mode is not available between 23:30 hours IST and 00:30 hours IST



State Bank ATM-cum-Debit Card
Bank Charges: Rs 0.0
[Click Here](#)


Other Banks Debit Cards
Bank Charges: Rs 0.0
[Click Here](#)



Credit Cards
Bank Charges: Rs 12.98
[Click Here](#)

Other Payments Modes


SBI Branch
Bank Charges: Rs 59.0
[Click Here](#)


NEFT/RTGS
Bank Charges: --
[Not Enabled](#)

UPI is not available between 22:30 hours IST and 23:30 hours IST


UPI
Bank Charges: --
[Not Enabled](#)

© State Bank of India

Site best viewed in I.E 10 +, Mozilla 30 +, Google Chrome 30 +

After making the payment you will receive a 10 digit alphanumeric Reference No.. Please keep the same and go back to <http://eadmission.suniv.ac.in> to start online application submission process. Provide this Reference No. wherever it is asked for SB Collect Ref. No..